

## Penn State DuBois Q3 2013 Rate Card

Client: Penn State/DuBois

Buyer:







Advertiser:









Product:








Sched Dates: 09/02/13 - 06/29/14








Lengths: 30








Dayparts: RT








Network	Daypart	Program	Start Date	End Date	Unit Dur	Avg Units/Wk	Active Weeks	Rate	Total Units	Cost
<b>7709, Punxsutawney/DuBois/Ridgway</b>										
<b>AEN</b>										
	M-Su 5a-12m	VARIOUS			30	0	0	\$5.50	0	\$0.00
<b>AMC</b>										
	M-Su 5a-12m	AVG. ALL WKS<			30	0	0	\$5.50	0	\$0.00
<b>APL</b>										
	M-Su 5a-12m	AVG. ALL WKS<			30	0	0	\$5.50	0	\$0.00
<b>BRVO</b>										
	M-Su 5a-12m	AVG. ALL WKS<			30	0	0	\$1.10	0	\$0.00
<b>BTN</b>										
	M-Su 5a-12m				30	0	0	\$1.10	0	\$0.00
<b>CMDY</b>										
	M-Su 5a-12m	VARIOUS			30	0	0	\$0.83	0	\$0.00
<b>CMT</b>										

Network	Daypart	Program	Start Date	End Date	Unit Dur	Avg Units/Wk	Active Weeks	Rate	Total Units	Cost
 CMT Get country.	M-Su 5a-12m	VARIOUS			30	0	0	\$ .83	0	\$ .00
 CNBC	M-Su 5a-12m	VARIOUS			30	0	0	\$ .83	0	\$ .00
 CNN	M-Su 5a-12m	VARIOUS			30	0	0	\$ .83	0	\$ .00
 DISC Discovery	M-Su 5a-12m	AVG. ALL WKS<			30	0	0	\$ .83	0	\$ .00
 ENT E	M-Su 5a-12m	AVG. ALL WKS<			30	0	0	\$ .83	0	\$ .00
 ESP2 ESPN 2	M-Su 5a-12m	VARIOUS			30	0	0	\$ .83	0	\$ .00
 ESPN	M-Su 5a-12m	VARIOUS			30	0	0	\$ .83	0	\$ .00
 FAM	M-Su 5a-12m	VARIOUS			30	0	0	\$ .83	0	\$ .00








Network	Daypart	Program	Start Date	End Date	Unit Dur	Avg Units/Wk	Active Weeks	Rate	Total Units	Cost
										
<b>FOOD</b>										
	M-Su 5a-12m	VARIOUS			30	0	0	\$3.02	0	\$0.00
<b>FX</b>										
	M-Su 5a-12m	AVG. ALL WKS<			30	0	0	\$2.75	0	\$0.00
<b>FXNC</b>										
	M-Su 5a-12m	VARIOUS			30	0	0	\$4.95	0	\$0.00
<b>GOLF</b>										
	M-Su 5a-12m	AVG. ALL WKS<			30	0	0	\$5.50	0	\$0.00
<b>HALL</b>										
	M-Su 5a-12m	VARIOUS			30	0	0	\$5.50	0	\$0.00
<b>HGTV</b>										
	M-Su 5a-12m	AVG. ALL WKS<			30	0	0	\$5.50	0	\$0.00
<b>HIST</b>										
	M-Su 5a-12m	AVG. ALL WKS<			30	0	0	\$4.95	0	\$0.00

Network	Daypart	Program	Start Date	End Date	Unit Dur	Avg Units/Wk	Active Weeks	Rate	Total Units	Cost
<hr/>										
										
HLN										
	M-Su 5a-12m	VARIOUS			30	0	0	\$4.95	0	\$0.00
<hr/>										
LIF										
	M-Su 5a-12m	VARIOUS			30	0	0	\$4.95	0	\$0.00
<hr/>										
MNBC										
	M-Su 5a-12m	VARIOUS			30	0	0	\$4.95	0	\$0.00
<hr/>										
MTV										
	M-Su 5a-12m	AVG. ALL WKS<			30	0	0	\$5.55	0	\$0.00
<hr/>										
NBCS										
	M-Su 5a-12m	VARIOUS			30	0	0	\$5.55	0	\$0.00
<hr/>										
NGWD										
	M-Su 5a-12m	AVG. ALL WKS<			30	0	0	\$5.55	0	\$0.00
<hr/>										
NICK										
	M-Su 5a-12m	VARIOUS			30	0	0	\$5.55	0	\$0.00








Network	Daypart	Program	Start Date	End Date	Unit Dur	Avg Units/Wk	Active Weeks	Rate	Total Units	Cost
<hr/>										
										
<hr/>										
<b>OUTD</b>										
	M-Su 5a-12m				30	0	0	\$ .55	0	\$ .00
<hr/>										
<b>OXYG</b>										
	M-Su 5a-12m	VARIOUS			30	0	0	\$ .55	0	\$ .00
<hr/>										
<b>SPD</b>										
	M-Su 5a-12m	AVG. ALL WKS<			30	0	0	\$ .55	0	\$ .00
<hr/>										
<b>SPK</b>										
	M-Su 5a-12m	AVG. ALL WKS<			30	0	0	\$ .83	0	\$ .00
<hr/>										
<b>SYFY</b>										
	M-Su 5a-12m	AVG. ALL WKS<			30	0	0	\$ .83	0	\$ .00
<hr/>										
<b>TBSC</b>										
	M-Su 5a-12m	VARIOUS			30	0	0	\$3.30	0	\$ .00
<hr/>										
<b>TLC</b>										
	M-Su 5a-12m	AVG. ALL WKS<			30	0	0	\$3.85	0	\$ .00







Network	Daypart	Program	Start Date	End Date	Unit Dur	Avg Units/Wk	Active Weeks	Rate	Total Units	Cost
										
<b>TNT</b>  WE KNOW DRAMA	M-Su 5a-12m	VARIOUS			30	0	0	\$3.85	0	\$0.00
<b>TOON</b>  CARTOON NETWORK.	M-Su 5a-12m	VARIOUS			30	0	0	\$3.85	0	\$0.00
<b>TRAV</b>  Travel Channel	M-Su 5a-12m	AVG. ALL WKS<			30	0	0	\$3.85	0	\$0.00
<b>TVL</b>  Lough More	M-Su 5a-12m	VARIOUS			30	0	0	\$3.85	0	\$0.00
<b>TWC</b> 	M-Su 5a-12m	VARIOUS			30	0	0	\$3.85	0	\$0.00
<b>USA</b> 	M-Su 5a-12m	VARIOUS			30	0	0	\$6.00	0	\$0.00
<b>VH1</b>	M-Su 5a-12m	AVG. ALL WKS<			30	0	0	\$6.60	0	\$0.00


















Network	Daypart	Program	Start Date	End Date	Unit Dur	Avg Units/Wk	Active Weeks	Rate	Total Units	Cost
	M-Su 5a-12m	VARIOUS			30	0	0	\$ .28	0	\$ .00
<hr/>										
<b>ESPN</b>										
	M-Su 5a-12m	VARIOUS			30	0	0	\$ .28	0	\$ .00
<hr/>										
<b>FAM</b>										
	M-Su 5a-12m	VARIOUS			30	0	0	\$ .28	0	\$ .00
<hr/>										
<b>FOOD</b>										
	M-Su 5a-12m	VARIOUS			30	0	0	\$ 1.10	0	\$ .00
<hr/>										
<b>FXNC</b>										
	M-Su 5a-12m	VARIOUS			30	0	0	\$ 1.93	0	\$ .00
<hr/>										
<b>HGTV</b>										
	M-Su 5a-12m	AVG. ALL WKS<			30	0	0	\$ 1.65	0	\$ .00
<hr/>										
<b>HIST</b>										
	M-Su 5a-12m	AVG. ALL WKS<			30	0	0	\$ 1.38	0	\$ .00
<hr/>										
<b>HLN</b>										
	M-Su 5a-12m	VARIOUS			30	0	0	\$ 1.38	0	\$ .00















Network	Daypart	Program	Start Date	End Date	Unit Dur	Avg Units/Wk	Active Weeks	Rate	Total Units	Cost
										
<b>LIF</b>										
	M-Su 5a-12m	VARIOUS			30	0	0	\$1.38	0	\$0.00
<b>MTV</b>										
	M-Su 5a-12m	AVG. ALL WKS<			30	0	0	\$0.28	0	\$0.00
<b>NICK</b>										
	M-Su 5a-12m	VARIOUS			30	0	0	\$0.28	0	\$0.00
<b>SPK</b>										
	M-Su 5a-12m	AVG. ALL WKS<			30	0	0	\$0.28	0	\$0.00
<b>TBSC</b>										
	M-Su 5a-12m	VARIOUS			30	0	0	\$1.65	0	\$0.00
<b>TLC</b>										
	M-Su 5a-12m	AVG. ALL WKS<			30	0	0	\$1.65	0	\$0.00
<b>TNT</b>										
	M-Su 5a-12m	VARIOUS			30	0	0	\$1.10	0	\$0.00

Network	Daypart	Program	Start Date	End Date	Unit Dur	Avg Units/Wk	Active Weeks	Rate	Total Units	Cost	
<b>TNT</b> WE KNOW DRAMA											
<b>TRAV</b>											
	M-Su 5a-12m	AVG. ALL WKS<			30	0	0	\$1.10	0	\$0.00	
<b>TWC</b>											
	M-Su 5a-12m	VARIOUS			30	0	0	\$1.10	0	\$0.00	
<b>USA</b>											
	M-Su 5a-12m	VARIOUS			30	0	0	\$3.02	0	\$0.00	
									<b>Totals</b>	<b>0</b>	<b>\$0.00</b>
<b>7707, Clearfield</b>											
<b>AEN</b>											
	M-Su 5a-12m	VARIOUS			30	0	0	\$1.38	0	\$0.00	
<b>AMC</b>											
	M-Su 5a-12m	AVG. ALL WKS<			30	0	0	\$1.38	0	\$0.00	
<b>APL</b>											
	M-Su 5a-12m	AVG. ALL WKS<			30	0	0	\$1.38	0	\$0.00	
<b>CMT</b>											

Network	Daypart	Program	Start Date	End Date	Unit Dur	Avg Units/Wk	Active Weeks	Rate	Total Units	Cost
 CMT Get country.	M-Su 5a-12m	VARIOUS			30	0	0	\$1.38	0	\$0.00
 CNBC	M-Su 5a-12m	VARIOUS			30	0	0	\$1.38	0	\$0.00
 CNN	M-Su 5a-12m	VARIOUS			30	0	0	\$1.38	0	\$0.00
 DISC Discovery	M-Su 5a-12m	AVG. ALL WKS<			30	0	0	\$1.38	0	\$0.00
 ENT E!	M-Su 5a-12m	AVG. ALL WKS<			30	0	0	\$0.25	0	\$0.00
 ESP2 ESPN 2	M-Su 5a-12m	VARIOUS			30	0	0	\$0.28	0	\$0.00
 ESPN	M-Su 5a-12m	VARIOUS			30	0	0	\$0.28	0	\$0.00
 FAM	M-Su 5a-12m	VARIOUS			30	0	0	\$0.50	0	\$0.00

Network	Daypart	Program	Start Date	End Date	Unit Dur	Avg Units/Wk	Active Weeks	Rate	Total Units	Cost
										
<b>FOOD</b>										
	M-Su 5a-12m	VARIOUS			30	0	0	\$ .50	0	\$ .00
<b>FX</b>										
	M-Su 5a-12m	AVG. ALL WKS<			30	0	0	\$ .75	0	\$ .00
<b>FXNC</b>										
	M-Su 5a-12m	VARIOUS			30	0	0	\$ 1.38	0	\$ .00
<b>HGTV</b>										
	M-Su 5a-12m	AVG. ALL WKS<			30	0	0	\$ 1.38	0	\$ .00
<b>HIST</b>										
	M-Su 5a-12m	AVG. ALL WKS<			30	0	0	\$ 1.25	0	\$ .00
<b>HLN</b>										
	M-Su 5a-12m	VARIOUS			30	0	0	\$ 1.38	0	\$ .00
<b>LIF</b>										
	M-Su 5a-12m	VARIOUS			30	0	0	\$ 1.38	0	\$ .00

Network	Daypart	Program	Start Date	End Date	Unit Dur	Avg Units/Wk	Active Weeks	Rate	Total Units	Cost
<hr/>										
										
<hr/>										
<b>MNBC</b>										
	M-Su 5a-12m	VARIOUS			30	0	0	\$1.38	0	\$0.00
<hr/>										
<b>MTV</b>										
	M-Su 5a-12m	AVG. ALL WKS<			30	0	0	\$0.26	0	\$0.00
<hr/>										
<b>NBCS</b>										
	M-Su 5a-12m	VARIOUS			30	0	0	\$0.28	0	\$0.00
<hr/>										
<b>NICK</b>										
	M-Su 5a-12m	VARIOUS			30	0	0	\$0.28	0	\$0.00
<hr/>										
<b>SPK</b>										
	M-Su 5a-12m	AVG. ALL WKS<			30	0	0	\$0.25	0	\$0.00
<hr/>										
<b>TBSC</b>										
	M-Su 5a-12m	VARIOUS			30	0	0	\$1.00	0	\$0.00
<hr/>										
<b>TLC</b>										
	M-Su 5a-12m	AVG. ALL WKS<			30	0	0	\$1.10	0	\$0.00

Network	Daypart	Program	Start Date	End Date	Unit Dur	Avg Units/Wk	Active Weeks	Rate	Total Units	Cost
										
<b>TNT</b>  WE KNOW DRAMA	M-Su 5a-12m	VARIOUS			30	0	0	\$ .76	0	\$ .00
<b>TWC</b> 	M-Su 5a-12m	VARIOUS			30	0	0	\$ .83	0	\$ .00
<b>USA</b> 	M-Su 5a-12m	VARIOUS			30	0	0	\$ 1.50	0	\$ .00
<b>VH1</b> 	M-Su 5a-12m	AVG. ALL WKS<			30	0	0	\$ 1.65	0	\$ .00
<b>Totals</b>									<b>0</b>	<b>\$ .00</b>
<b>Grand Totals</b>									<b>0</b>	<b>\$ .00</b>

This report has been prepared using STRATA NuMath research.  
STRATA NuMath and report designs Copyright ©2013 Strata Marketing, Inc. 312-222-1555

Nielsen Audience Estimates Copyright ©2013 The Nielsen Company, used under license, all rights reserved

Adjustments: Network Insertability and Network Carriage have been factored into calculations.  
Johnstown-Altoona-St Colge NDM Feb13 C-DMA Nielsen CBL Live+7  
Cable Zones: Comcast, Punxsutawney/DuBois/Ridgway  
Johnstown-Altoona-St Colge NDM Feb13 C-DMA Nielsen CBL Live+7  
Cable Zones: Comcast, Treasure Lake/St Marys/Emporium  
Johnstown-Altoona-St Colge NDM Feb13 C-DMA Nielsen CBL Live+7  
Cable Zones: Comcast, Clearfield  
Pittsburgh Jun12 C-DMA Nielsen Live+7  
Cable Zones: Comcast, Clarion  
Pittsburgh Jun12 C-DMA Nielsen Live+7  
Cable Zones: Comcast, Blairsville/Indiana/Ligonier

<sup>9</sup> Nielsen information may not be shared with, or used in conjunction with, any entity that does not subscribe to the Nielsen service under which the Nielsen information is provided. Television station clients that own, control, manage, share advertising sales with, or otherwise operate more than one reportable station in the same market must obtain license agreements with Nielsen for each such station in that market.

» Estimate information indicated has been supplied by the user.

Source Field Codes:  
TP – Time Period

## Penn State DuBois Q3 2013 Rate Card

Client: Penn State/DuBois

Buyer:







Advertiser:

Product:








Sched Dates: 09/02/13 - 06/29/14








Lengths: 30








Dayparts: RT

Network	Daypart	Program	Start Date	End Date	Unit Dur	Avg Units/Wk	Active Weeks	Rate	Total Units	Cost
<b>7977, Clarion</b>										
<b>AEN</b>										
	M-Su 5a-12m	VARIOUS			30	0	0	\$2.75	0	\$0.00
<b>AMC</b>										
	M-Su 5a-12m	VARIOUS			30	0	0	\$2.75	0	\$0.00
<b>APL</b>										
	M-Su 5a-12m	AVG. ALL WKS<			30	0	0	\$2.75	0	\$0.00
<b>CMDY</b>										
	M-Su 5a-12m	VARIOUS			30	0	0	\$0.25	0	\$0.00
<b>CMT</b>										
	M-Su 5a-12m	AVG. ALL WKS<			30	0	0	\$0.28	0	\$0.00
<b>CNBC</b>										
	M-Su 5a-12m	VARIOUS			30	0	0	\$0.28	0	\$0.00
<b>CNN</b>										



Network	Daypart	Program	Start Date	End Date	Unit Dur	Avg Units/Wk	Active Weeks	Rate	Total Units	Cost
	M-Su 5a-12m	VARIOUS			30	0	0	\$ .28	0	\$ .00
<b>DISC</b>										
	M-Su 5a-12m	AVG. ALL WKS<			30	0	0	\$ .28	0	\$ .00
<b>ENT</b>										
	M-Su 5a-12m	AVG. ALL WKS<			30	0	0	\$ .25	0	\$ .00
<b>ESP2</b>										
	M-Su 5a-12m	AVG. ALL WKS<			30	0	0	\$ .28	0	\$ .00
<b>ESPN</b>										
	M-Su 5a-12m	AVG. ALL WKS<			30	0	0	\$ .28	0	\$ .00
<b>FAM</b>										
	M-Su 5a-12m	VARIOUS			30	0	0	\$ .55	0	\$ .00
<b>FOOD</b>										
	M-Su 5a-12m	VARIOUS			30	0	0	\$ 2.50	0	\$ .00
<b>FX</b>										
	M-Su 5a-12m	AVG. ALL WKS<			30	0	0	\$ .26	0	\$ .00

Network	Daypart	Program	Start Date	End Date	Unit Dur	Avg Units/Wk	Active Weeks	Rate	Total Units	Cost
										
<b>FXNC</b>										
	M-Su 5a-12m	VARIOUS			30	0	0	\$2.68	0	\$0.00
<b>HGTV</b>										
	M-Su 5a-12m	VARIOUS			30	0	0	\$2.75	0	\$0.00
<b>HIST</b>										
	M-Su 5a-12m	AVG. ALL WKS<			30	0	0	\$0.51	0	\$0.00
<b>HLN</b>										
	M-Su 5a-12m	VARIOUS			30	0	0	\$0.55	0	\$0.00
<b>LIF</b>										
	M-Su 5a-12m	VARIOUS			30	0	0	\$0.55	0	\$0.00
<b>MNBC</b>										
	M-Su 5a-12m	VARIOUS			30	0	0	\$0.55	0	\$0.00
<b>MTV</b>										
	M-Su 5a-12m	AVG. ALL WKS<			30	0	0	\$0.25	0	\$0.00

Network	Daypart	Program	Start Date	End Date	Unit Dur	Avg Units/Wk	Active Weeks	Rate	Total Units	Cost
										
<hr/>										
NAN										
	M-Su 5a-12m	OFF AIR<			30	0	0	\$ .28	0	\$ .00
<hr/>										
NBCS										
	M-Su 5a-12m	AVG. ALL WKS<			30	0	0	\$ .28	0	\$ .00
<hr/>										
NICK										
	M-Su 5a-12m	AVG. ALL WKS<			30	0	0	\$ .28	0	\$ .00
<hr/>										
OUTD										
	M-Su 5a-12m	NOT AVAILABLE			30	0	0	\$ .28	0	\$ .00
<hr/>										
RTPT										
	M-Su 5a-12m	VARIOUS			30	0	0	\$ .28	0	\$ .00
<hr/>										
SPK										
	M-Su 5a-12m	VARIOUS			30	0	0	\$ .28	0	\$ .00
<hr/>										
SYFY										
	M-Su 5a-12m	AVG. ALL WKS<			30	0	0	\$ .28	0	\$ .00



Daypart

Program

Start Date

End Date

Unit Dur

Avg Units/Wk

Active Weeks

Rate

Total Units

Cost

TBSC



M-Su 5a-12m

VARIOUS

30

0

0

\$.75

0

\$.00

TLC



M-Su 5a-12m

AVG. ALL WKS<

30

0

0

\$.83

0

\$.00

TNT



M-Su 5a-12m

AVG. ALL WKS<

30

0

0

\$.83

0

\$.00

TOON



M-Su 5a-12m

VARIOUS

30

0

0

\$.83

0

\$.00

TRAV



M-Su 5a-12m

AVG. ALL WKS<

30

0

0

\$.83

0

\$.00

TRU



M-Su 5a-12m

VARIOUS

30

0

0

\$.83

0

\$.00

TVL

M-Su 5a-12m

VARIOUS

30







0








0








\$.83








0

\$.00







Network	Daypart	Program	Start Date	End Date	Unit Dur	Avg Units/Wk	Active Weeks	Rate	Total Units	Cost	
<b>TWC</b>											
	M-Su 5a-12m	VARIOUS			30	0	0	\$ .83	0	\$ .00	
<b>USA</b>											
	M-Su 5a-12m	VARIOUS			30	0	0	\$ 1.75	0	\$ .00	
<b>VH1</b>											
	M-Su 5a-12m	AVG. ALL WKS<			30	0	0	\$ 1.93	0	\$ .00	
									<b>Totals</b>	<b>0</b>	<b>\$ .00</b>
<b>2661, Blairsville/Indiana/Ligonier</b>											
<b>AEN</b>											
	M-Su 5a-12m	VARIOUS			30	0	0	\$ 18.70	0	\$ .00	
<b>AMC</b>											
	M-Su 5a-12m	VARIOUS			30	0	0	\$ 18.70	0	\$ .00	
<b>APL</b>											
	M-Su 5a-12m	AVG. ALL WKS<			30	0	0	\$ 18.70	0	\$ .00	
<b>BET</b>											

Network	Daypart	Program	Start Date	End Date	Unit Dur	Avg Units/Wk	Active Weeks	Rate	Total Units	Cost
	M-Su 5a-12m	AVG. ALL WKS<			30	0	0	\$18.70	0	\$0.00
<hr/>										
<b>BRVO</b>										
	M-Su 5a-12m	AVG. ALL WKS<			30	0	0	\$2.00	0	\$0.00
<hr/>										
<b>BTN</b>										
	M-Su 5a-12m				30	0	0	\$15.40	0	\$0.00
<hr/>										
<b>CMDY</b>										
	M-Su 5a-12m	VARIOUS			30	0	0	\$8.25	0	\$0.00
<hr/>										
<b>CMT</b>										
	M-Su 5a-12m	AVG. ALL WKS<			30	0	0	\$9.08	0	\$0.00
<hr/>										
<b>CNBC</b>										
	M-Su 5a-12m	VARIOUS			30	0	0	\$9.08	0	\$0.00
<hr/>										
<b>CNN</b>										
	M-Su 5a-12m	VARIOUS			30	0	0	\$9.08	0	\$0.00
<hr/>										
<b>DISC</b>										
	M-Su 5a-12m	AVG. ALL WKS<			30	0	0	\$9.08	0	\$0.00

Network	Daypart	Program	Start Date	End Date	Unit Dur	Avg Units/Wk	Active Weeks	Rate	Total Units	Cost
										
<b>ENT</b>										
	M-Su 5a-12m	AVG. ALL WKS<			30	0	0	\$4.75	0	\$0.00
<b>ESP2</b>										
	M-Su 5a-12m	AVG. ALL WKS<			30	0	0	\$5.23	0	\$0.00
<b>ESPN</b>										
	M-Su 5a-12m	AVG. ALL WKS<			30	0	0	\$5.23	0	\$0.00
<b>FAM</b>										
	M-Su 5a-12m	VARIOUS			30	0	0	\$5.23	0	\$0.00
<b>FOOD</b>										
	M-Su 5a-12m	VARIOUS			30	0	0	\$14.50	0	\$0.00
<b>FX</b>										
	M-Su 5a-12m	AVG. ALL WKS<			30	0	0	\$7.75	0	\$0.00
<b>FXNC</b>										
	M-Su 5a-12m	VARIOUS			30	0	0	\$17.00	0	\$0.00

Network	Daypart	Program	Start Date	End Date	Unit Dur	Avg Units/Wk	Active Weeks	Rate	Total Units	Cost
										
<b>GOLF</b>										
	M-Su 5a-12m	AVG. ALL WKS<			30	0	0	\$18.70	0	\$0.00
<b>HGTV</b>										
	M-Su 5a-12m	VARIOUS			30	0	0	\$18.70	0	\$0.00
<b>HIST</b>										
	M-Su 5a-12m	AVG. ALL WKS<			30	0	0	\$16.00	0	\$0.00
<b>HLN</b>										
	M-Su 5a-12m	VARIOUS			30	0	0	\$17.60	0	\$0.00
<b>LIF</b>										
	M-Su 5a-12m	VARIOUS			30	0	0	\$17.60	0	\$0.00
<b>MTV</b>										
	M-Su 5a-12m	AVG. ALL WKS<			30	0	0	\$4.00	0	\$0.00
<b>NAN</b>										
	M-Su 5a-12m	OFF AIR<			30	0	0	\$4.40	0	\$0.00



Network	Daypart	Program	Start Date	End Date	Unit Dur	Avg Units/Wk	Active Weeks	Rate	Total Units	Cost
<b>nick@nite</b>										
<b>NBCS</b>										
	M-Su 5a-12m	AVG. ALL WKS<			30	0	0	\$4.40	0	\$0.00
<b>NICK</b>										
	M-Su 5a-12m	AVG. ALL WKS<			30	0	0	\$4.40	0	\$0.00
<b>OUTD</b>										
	M-Su 5a-12m	NOT AVAILABLE			30	0	0	\$4.40	0	\$0.00
<b>RTPT</b>										
	M-Su 5a-12m	VARIOUS			30	0	0	\$4.40	0	\$0.00
<b>SPD</b>										
	M-Su 5a-12m	AVG. ALL WKS<			30	0	0	\$4.40	0	\$0.00
<b>SPK</b>										
	M-Su 5a-12m	VARIOUS			30	0	0	\$3.00	0	\$0.00
<b>SYFY</b>										
	M-Su 5a-12m	AVG. ALL WKS<			30	0	0	\$3.30	0	\$0.00



Network

Daypart

Program

Start Date

End Date

Unit Dur

Avg Units/Wk

Active Weeks

Rate

Total Units

Cost

TBSC



M-Su 5a-12m

VARIOUS

30

0

0

\$12.75

0

\$0.00

TLC



M-Su 5a-12m

AVG. ALL WKS<

30

0

0

\$14.03

0

\$0.00

TNT



M-Su 5a-12m

AVG. ALL WKS<

30

0

0

\$14.03

0

\$0.00

TOON



M-Su 5a-12m

VARIOUS

30

0

0

\$14.03

0

\$0.00

TRAV



M-Su 5a-12m

AVG. ALL WKS<

30

0

0

\$14.03

0

\$0.00

TVL



M-Su 5a-12m

VARIOUS

30

0

0

\$14.03

0

\$0.00

TWC

M-Su 5a-12m

VARIOUS

30




0

0

\$14.03

0

\$0.00

Network	Daypart	Program	Start Date	End Date	Unit Dur	Avg Units/Wk	Active Weeks	Rate	Total Units	Cost
										
<b>USA</b>										
	M-Su 5a-12m	VARIOUS			30	0	0	\$14.00	0	\$0.00
<b>VH1</b>										
	M-Su 5a-12m	AVG. ALL WKS<			30	0	0	\$15.40	0	\$0.00
<b>Totals</b>									<b>0</b>	<b>\$0.00</b>
<b>Grand Totals</b>									<b>0</b>	<b>\$0.00</b>

This report has been prepared using STRATA NuMath research.  
STRATA NuMath and report designs Copyright ©2013 Strata Marketing, Inc. 312-222-1555

Nielsen Audience Estimates Copyright ©2013 The Nielsen Company, used under license, all rights reserved

Adjustments: Network Insertability and Network Carriage have been factored into calculations.

Johnstown-Altoona-St Colge NDM Feb13 C-DMA Nielsen CBL Live+7  
Cable Zones: Comcast, Punxsutawney/DuBois/Ridgway  
Johnstown-Altoona-St Colge NDM Feb13 C-DMA Nielsen CBL Live+7  
Cable Zones: Comcast, Treasure Lake/St Marys/Emporium  
Johnstown-Altoona-St Colge NDM Feb13 C-DMA Nielsen CBL Live+7  
Cable Zones: Comcast, Clearfield  
Pittsburgh Jun12 C-DMA Nielsen Live+7  
Cable Zones: Comcast, Clarion  
Pittsburgh Jun12 C-DMA Nielsen Live+7  
Cable Zones: Comcast, Blairsville/Indiana/Ligonier

° Nielsen information may not be shared with, or used in conjunction with, any entity that does not subscribe to the Nielsen service under which the Nielsen information is provided. Television station clients that own, control, manage, share advertising sales with, or otherwise operate more than one reportable station in the same market must obtain license agreements with Nielsen for each such station in that market.

» Estimate information indicated has been supplied by the user.

Source Field Codes:  
TP – Time Period